

# Trails

# J51000



2-6



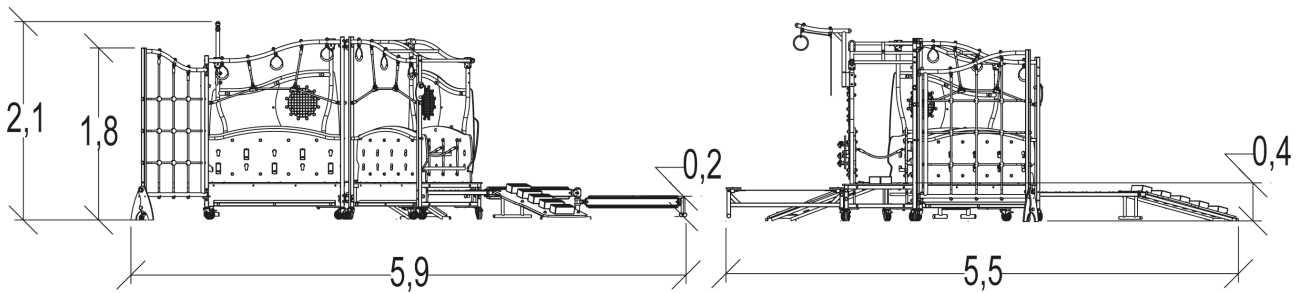

20



1,95m



1 = 5,94m 2 = 5,47m 3 = 2,11m



## Play value

climbing



x3

handling



x2

hanging



x1

crawling



x2

balancing



x3

climbing



x1

getting across



x1

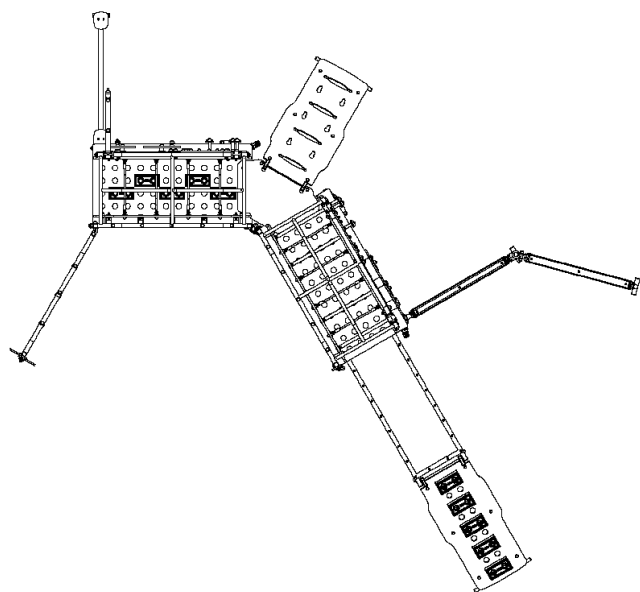
meeting / role play



x1

Number of play elements: 14

*Proludic*

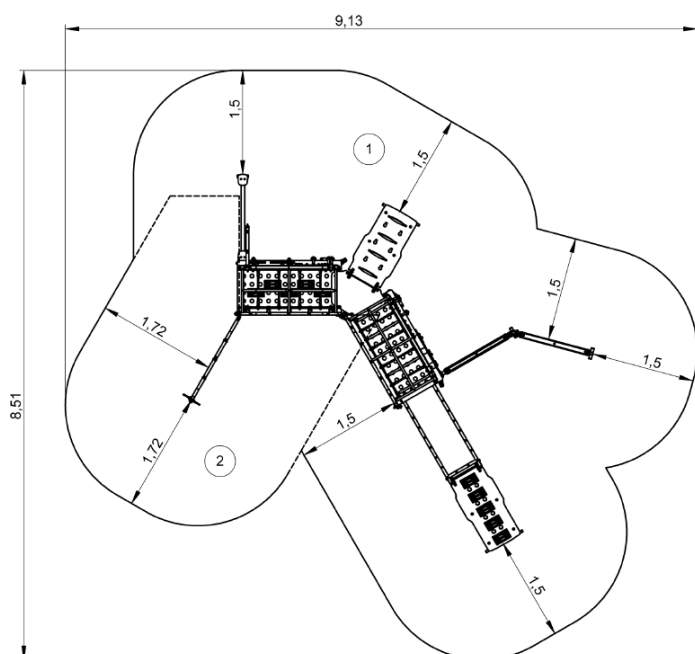


- ① Module de base Parcours Gym ludic
- ② panneau translucide droit
- ③ panneau translucide gauche
- ④ élingue de maintien
- ⑤ anneaux
- ⑥ poutre d'équilibre
- ⑦ corniche
- ⑧ slackline
- ⑨ Filet
- ⑩ passerelle souple
- ⑪ pan incliné "cerceau"
- ⑫ pan incliné "brique"
- ⑬ Accessoires saut
- ⑭ Barreaux ( lot de5)
- ⑮ Prise d'escalade (lot de 5)
- ⑯ Anneaux (lot de 3)
- ⑰ Balles ( lot de 10)
- ⑱ petite élingue + bande magnétiques ( lot de 4)
- ⑲ Grande élingue ( lot de 3)
- ⑳ Brique (lot de 10)
- ㉑ cerceaux ( lot de4)
- ㉒ Tapis miroir
- ㉓ Tapis mousse

## Installation of equipment

Impact area =

- Impact area
- Free space



1	<0,6m	38m <sup>2</sup>
2	1,95m	12,5m <sup>2</sup>



0



01h00



0m<sup>3</sup>



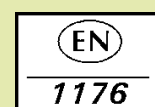
50.5m<sup>2</sup>



194kg



194kg



*Proludic*

0000-00-00