

# Climbing and balancing trails

J4936



6+



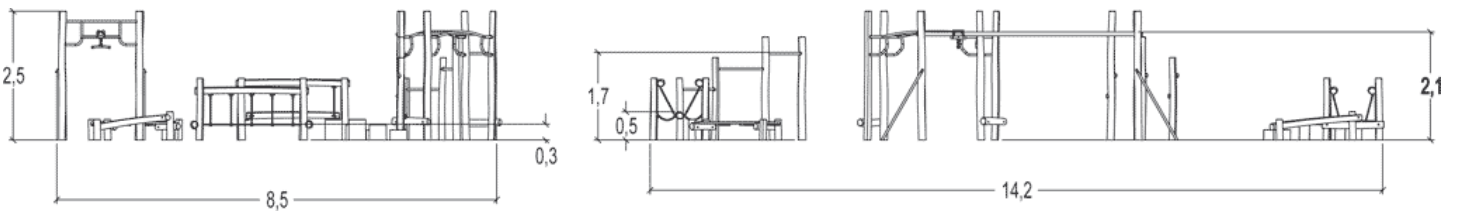

17



2,2m



1 = 14,24m 2 = 8m 3 = 2,5m



## Play value

climbing



x1

hanging



x3

balancing



x2

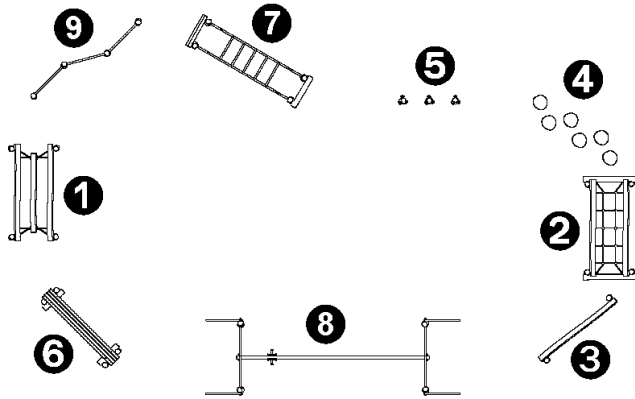
getting across



x1

Number of play elements: 7

Proludic

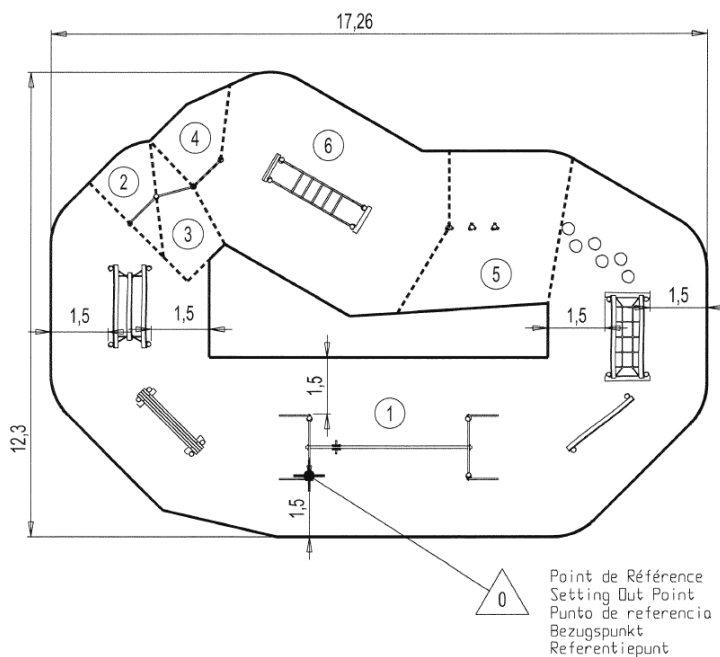


- 1 Suspended beam - G4901
- 2 Suspended net - G4902
- 3 Beam - G4903
- 4 Japanese steps - G4904
- 5 Climbing Posts - G4905
- 6 Bridge - G4906
- 7 Horizontal ladder - G4909
- 8 Aerogliss - G4911
- 9 Horizontal bars - G4912

## Installation of equipment

Impact area =

Impact area  
 Free space



1	0,6m	100m <sup>2</sup>
2	1,1m	3m <sup>2</sup>
3	1,4m	3,5m <sup>2</sup>
4	1,7m	3m <sup>2</sup>
5	2,1m	13,5m <sup>2</sup>
6	2,2m	29m <sup>2</sup>



2



12h00



0.9m<sup>3</sup>



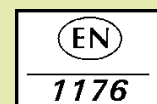
152m<sup>2</sup>



1438kg



400kg



*Proludic*

2013-07-29